

6th

International
Symposium
Intra
Articular
Treatment



FINAL PROGRAMME

Krakow

7-9 October
2021



I am pleased to invite you to the 6th International Symposium on Intra-Articular Treatment in the beautiful city of Krakow.

The ISIAT Symposium is held every two years, it moves across Europe and continuously gathers most relevant experts on different topics regarding Intra-Articular access, therapeutic targets and tools and future developments.

This edition will feature lectures and speeches by leading experts, in order to encourage discussions and stimulating interactions. Furthermore, it will also host several practical courses of ultrasound-guided joint injections, applied to all kind of joints. So the ISIAT Symposium also will be a big opportunity for those who want to learn or improve their skills in Intra-Articular injections.

The ISIAT Symposium will give an outstanding opportunity to investigators and clinical practitioners to show their latest researches in selected oral presentations or posters.

I kindly invite scientists and clinicians interested in Intra-Articular research and treatment in rheumatology, orthopedics, sport medicine, pain medicine, rehabilitation and interventional radiology to take this opportunity to present and discuss their latest research findings together with other investigators and key opinion leaders.

The aim is to create a unique, interdisciplinary and stimulating environment focused on developing a wide interchange and improvement of Intra-Articular management of joint diseases.

It will also be the chance to develop synergies among different stakeholders of Intra-Articular world.

Welcome in Krakow!

Prof. Alberto Migliore
Congress Chairman

Congress Chairman

Alberto Migliore

Director of Unit of Rheumatology,
Ospedale S. Pietro FBF, Rome, Italy

President of National Foundation
of Ultrasound Guided Hip Intra-Articular
Therapy (ANTIAGE)

Local Committee

Tomasz Blicharski, *Poland*

Marcin Domzalski, *Poland*

Piotr Godek, *Poland*

Rafal Plebanski, *Poland*

Scientific Secretariat

Giovanni Boni

Surgery of Sport Medicine
Perugia, Italy

Scientific Board

Raveendhara R. Bannuru, *USA*

Xavier Chevalier, *France*

Cosimo De Bari, *UK*

Demirhan Diracoglu, *Turkey*

Gabriel Herrero-Beaumont, *Spain*

Emmanuel Maheu, *France*

Raghu Raman, *UK*

Sandro Tormenta, *Italy*






Thursday 7 October

hrs	KRAKOW I ROOM	BERLIN ROOM	RZYM ROOM
10.00	<i>Registrations Opening</i>		
11.30-13.00		 Practical Course: Ankle	 Practical Course: Knee
13.00-14.30		 Practical Course: Hip	 Practical Course: Shoulder
14.30-16.00		 Practical Course: Sacroiliac	 Practical Course: Hand and Wrist
16.00-16.30	OPENING CEREMONY		
16.30-17.00	MAIN LECTURE The Italian Sports Medicine Federation (FMSI): Indications and procedures of intra-articular therapy in athlete		
17.00-17.20	INDUSTRY SPONSORED LECTURE		
17.20-18.20	FIRST SESSION		

Friday 8 October

hrs	KRAKOW I ROOM
08.30-09.15	SECOND SESSION
09.15-09.45	LECTURE: IA therapy where we are
09.45-10.15	THIRD SESSION
10.15-10.55	INDUSTRY SPONSORED SYMPOSIUM
10.55-11.15	Coffee break
11.15-12.15	FOURTH SESSION
12.15-12.55	INDUSTRY SPONSORED SYMPOSIUM
12.55-14.00	Lunch
14.00-14.20	INDUSTRY SPONSORED SYMPOSIUM
14.20-14.40	INDUSTRY SPONSORED SYMPOSIUM
14.40-15.10	FIFTH SESSION
15.10-15.40	SIXTH SESSION
15.40-16.20	INDUSTRY SPONSORED SYMPOSIUM
16.20-16.40	Coffee break
16.40-17.00	LECTURE: Future cell and gene therapy for osteoarthritis (OA)
17.00-18.40	ORAL COMMUNICATIONS ON INTRA-ARTICULAR TREATMENT

Saturday 9 October

hrs	KRAKOW I ROOM	BERLIN ROOM	RZYM ROOM
08.30-10.30	SEVENTH SESSION: Perspectives of the scientific societies		
10.30-10.50	INDUSTRY SPONSORED LECTURE		
10.50-11.10	<i>Coffee break</i>		
11.10-12.00	ROUND TABLE Appropriateness of oral NSAIDs and intra-articular HA in combination or not according with different OA phenotypes		
12.00-13.50	ORAL COMMUNICATIONS ON INTRA-ARTICULAR TREATMENT		
13.50-14.00	CLOSING REMARKS		
14.00-15.00	<i>Lunch</i>		
15.00-16.30	 Practical Course: Elbow	 Practical Course: Lumbar facet joint	 Practical Course: Dry needling

Thursday 7 October

11.30 - 13.00	Practical Course: Ankle B. Goncalves (Aveiro, Portugal)	Berlin Room
11.30 - 13.00	Practical Course: Knee O. De Lucia (Milan, Italy)	Rzym Room
13.00 - 14.30	Practical Course: Hip S.Tormenta (Rome, Italy)	Berlin Room
13.00 - 14.30	Practical Course: Shoulder L.M. Sconfienza (Milan, Italy)	Rzym Room
14.30 - 16.00	Practical Course: Sacroiliac S.Tormenta (Rome, Italy)	Berlin Room
14.30 - 16.00	Practical Course: Hand and Wrist L.M. Sconfienza (Milan, Italy)	Rzym Room

Thursday 7 October

16.00 - 16.30

OPENING CEREMONY

Krakow I Room

16.30 - 17.00

LECTURE

Chairman: S. Giannini (Rome, Italy)

**The Italian Sports Medicine Federation (FMSI):
Indications and procedures of intra-articular therapy in athlete**
G. Boni (Perugia, Italy)

17.00 - 17.20

INDUSTRY SPONSORED LECTURE (See page n. 31)

17.20 - 18.20

FIRST SESSION

Chairman: J. J. Scali (Buenos Aires, Argentina)

17.20 - 17.35

The right phenotype with the right PRP formulation for knee OA
I. Andia (Barakaldo, Spain)

17.35 - 17.50

Mesenchymal stromal cells for regeneration of the intervertebral disc
S. Grad (Davos, Switzerland)

17.50 - 18.05

The prospective of treating joint niched cells
C. De Bari (Aberdeen, UK)

18.05 - 18.20

Searching for the right doses of intra-articular injection of autologous bone marrow mesenchymal stem cells
J. M. Lamo De Espinosa (Pamplona, Spain)

Friday 8 October

08.30 - 09.15

SECOND SESSION

Krakow I Room

Chairmen: T. Blicharski (Lublin, Poland), C. De Bari (Aberdeen, UK)

08.30 - 08.45

Potentialities for cartilage repair from human advanced knee OA synovial fluid-derived mesenchymal stem cells

A. Pinzano (Nancy, France)

08.45 - 09.00

Mesenchymal stromal cell products for intra-articular injections for management of OA

N. Maffulli (London, UK)

09.00 - 09.15

Secretome and extracellular vesicles: a promising therapeutic approach for knee osteoarthritis

X. Chevalier (Paris, France)

09.15 - 09.45

MAIN LECTURE

Chairman: A. Mobasheri (Oulu, Finland)

IA therapy where we are

A. Migliore (Rome, Italy)

09.45 - 10.15

THIRD SESSION

Chairman: D. Diracoglu (Istanbul, Turkey)

09.45 - 10.00

A single injection of 2.0% non-chemically modified sodium hyaluronate versus 0.8% hylan G-F 20 in the treatment of knee osteoarthritis over a 6-month horizon

E. Maheu (Paris, France)

Friday 8 October

10.00 - 10.15	The influence of diabetes in the intra-articular treatments response in OA B. Zampogna (Rome, Italy)	Krakow I Room
10.15 - 10.55	INDUSTRY SPONSORED SYMPOSIUM (See page n. 32)	
10.55 - 11.15	Coffee break	
11.15 - 12.15	FOURTH SESSION Chairmen: M. Domzalski (Lodz, Poland), J. J. Scali (Buenos Aires, Argentina)	
11.15 - 11.30	The chance of microsponges for intra-articular treatment A. Rinaldi (Rome, Italy)	
11.30 - 11.45	The horizon of polynucleotides in the intra-articular therapy K. Seung-Baick (Seoul, South Korea)	
11.45 - 12.00	The evidence of intra-articular hypertonic dextrose (prolotherapy) for knee OA D. Rabago (Madison, USA)	
12.00 - 12.15	Tribosupplementation in OA G. Jay (Providence, USA)	
12.15 - 12.55	INDUSTRY SPONSORED SYMPOSIUM (See page n. 32)	
12.55 - 14.00	Lunch	

Friday 8 October

- | | |
|---------------|--|
| 14.00 - 14.20 | INDUSTRY SPONSORED SYMPOSIUM (See page n. 33) |
| 14.20 - 14.40 | INDUSTRY SPONSORED SYMPOSIUM (See page n. 33) |
| 14.40 - 15.10 | FIFTH SESSION
Chairmen: R. R. Bannuru (Boston, USA), N. Martusevich (Minsk, Belarus) |
| 14.40 - 14.55 | Viscosupplementation for the recovery of the athletes
A. Rey (Malaga, Spain) |
| 14.55 - 15.10 | IA therapy for clinical management of early OA
U. Massafra (Rome, Italy) |
| 15.10 - 15.40 | SIXTH SESSION
Chairman: L. Alekseeva (Moscow, Russia) |
| 15.10 - 15.25 | Dry needling: methodology and indication
E. El DahDah (Jounieh, Lebanon) |
| 15.25 - 15.40 | Peritendinous injections: technical procedures
D. Diraçoğlu (Istanbul, Turkey) |
| 15.40 - 16.20 | INDUSTRY SPONSORED SYMPOSIUM (See page n. 33) |
| 16.20 - 16.40 | Coffee break |

Friday 8 October

16.40 - 17.00

LECTURE

Chairman: A. Migliore (Rome, Italy)

Future cell and gene therapy for osteoarthritis (OA)

A. Mobasher (Oulu, Finland)

17.00 - 18.40

ORAL COMMUNICATIONS ON INTRA-ARTICULAR TREATMENT

Chairmen: G. Iolascon (Naples, Italy), N. Martusevich (Minsk, Belarus)

A systematic review of collagen supplementation for supporting joint health in osteoarthritis

A.M. Tieppo¹, C.S. Almeida Jr.¹, P.G. Plapler¹, A. Mobasher^{2,3,4,5}, A. Macedo¹

(¹São Paulo, Brazil, ²Vilnius, Lithuania, ³Oulu, Finland, ⁴Utrecht, Netherlands, ⁵Guangdong, China)

Knee intra-articular injection based on anatomical references

A.M. Tieppo, C.S. Almeida Jr., M.U. Rezende, P.C. Hamdan, G.C. Campos, L.H. Cheng
(São Paulo, Brazil)

Intra-articular recombinant human proteoglycan-4 treatment reduces inflammatory synovial macrophage polarization in a murine prg4 gene-trap model of chronic synovitis

K. Elsaid¹, M. Qadri², J. Totonchy¹, T. Schmidt³, G. Jay⁴

(¹Irvine, USA, ²Jazan, Saudi Arabia, ³Farmington, USA, ⁴Providence, USA)

Treatment of knee osteoarthritis using intra-articular injections of the stromal vascular fraction of adipose tissue

S. Chornobai, S. Martsyniak, N. Slobodianiuk, H. Telepenko
(Kiev, Ukraine)

Friday 8 October

Comparison of approaches for intra-articular injections into the knee joint - a cadaveric experimental study

P. Pekala¹, E. Mizia¹, I. Wagner-Olszewska², M. Mostowy², J. Ambrozy¹, J. Walocha¹, M. Domzalski²
(¹Krakow, Poland, ²Lodz, Poland)

Treatment of lateral epicondylitis syndrome using platelet-rich plasma injections

M. Kuvaldin, S. Martsuniak, S. Chornobai
(Kiev, Ukraine)

Preventive antibiotics in patients with inflammatory rheumatic diseases undergoing intra-articular corticoid injections

I.A. Badea¹, I. Blanariu¹, A.R. Ilina¹, D. Dimancea¹, S. Barbu², R. Pita¹, D.E. Alistar¹, A.D. Radu¹, D.N. Badea¹, O. Vutcanu¹, M. Milicescu¹, M. Bojinca¹
(¹Bucharest, Romania, ²Constanta, Romania)

Cortisone intra-cystic treatement for baker's cyst: rheumatoid arthritis vs osteoarthritis

I.A. Badea¹, A.R. Ilina¹, I. Blanariu¹, S. Barbu², R. Pita¹, A.D. Radu¹, D. Dimancea¹, D.E. Alistar¹, D.N. Badea¹, M. Milicescu¹, O. Vutcanu¹, M. Bojinca¹
(¹Bucharest, Romania, ²Constanta, Romania)

Biological characterization of prp preparations using dr prp® kit and a single spin protocol

A. Lagrange¹, M. Merchez¹, L. Giraudo², G. Heleu², J. Magalon², S. Viau¹, B. Delorme¹
(¹Mouvaux, France, ²Marseille, France)

Simultaneous injection of hyaluronic acid improve function of hip joints in a 46-year-old female with hip arthrosis on the dysplastic background - a case report

E. Pencuła, K. Tur a ska, A. Posturzy ska, P. Kuczy ski
(Lublin, Poland)

Saturday 9 October

08.30 - 10.30

SEVENTH SESSION PERSPECTIVES OF THE SCIENTIFIC SOCIETIES

Krakow I Room

Chairmen: R.R. Bannuru (Boston, USA), X. Chevalier (Paris, France)

08.30 - 08.45

Injective management of tendinopathy: consensus of the ESSKA

F. Abat (Barcelona, Spain)

08.45 - 09.00

A proposal for a novel classification of PRP for the treatment of knee OA

M. Sánchez (Vitoria-Gasteiz, Spain)

09.00 - 09.15

Position statement of American Society of Interventional Pain Physicians (ASIPP): bone marrow concentrate (BMC) therapy in musculoskeletal disorders

P. Hernigou (Paris, France)

09.15 - 09.30

Viscosupplementation from an indian expert consensus perspective

S. Narayan Charugulla (Hyderabad, India)

09.30 - 09.45

Brazilian consensus on hip viscosupplementation

P.C. Hamdan (Rio de Janeiro, Brazil)

09.45 - 10.00

Clinical indications for image-guided interventional procedures from the European Society of Musculoskeletal Radiology (ESSR): upper limb

L.M. Sconfienza (Milan, Italy)

10.00 - 10.15

Clinical indications for image-guided interventional procedures from the European Society of Musculoskeletal Radiology (ESSR): lower limb

S. Tormenta (Rome, Italy)

Saturday 9 October

10.15 - 10.30

EUROVISCO Recommendations: update

T. Conrozier (Belfort, France)

10.30 - 10.50

INDUSTRY SPONSORED LECTURE (See page n. 34)

10.50 - 11.10

Coffee break

11.10 - 12.00

ROUND TABLE:

Appropriateness of oral NSAIDs and intra-articular HA in combination or not according with different OA phenotypes

Chairman: R.R. Bannuru (Boston, USA)

Panel: A. Bernetti (Rome, Italy), T. Blicharski (Lublin, Poland), T. Conrozier (Belfort, France), G. Iolascon (Naples, Italy), U. Massafra (Rome, Italy)

12.00 - 13.50

ORAL COMMUNICATIONS ON INTRA-ARTICULAR TREATMENT

Chairman: U. Massafra (Rome, Italy)

Assessment of the response profile to hyaluronic acid plus sorbitol injection in patients with knee osteoarthritis: post-hoc analysis of a 6-month randomized controlled trial

O. Bruyère¹, G. Honvo¹, E. Vidovic², B. Cortet³

(¹Liège, Belgium, ²Plan-les-Ouates, Switzerland, ³Lille, France)

Saturday 9 October

Clinical and functional evaluation of adipose derived mesenchymal stem cells vs bone marrow aspirate concentrate in the treatment of knee osteoarthritis at 6 months follow up

M. Ometti, M. Vitali, P. Pironti, O. Leone, F. Montalbano, V. Salini
(Milan, Italy)

Extracellular vesicles in osteoarthritis: pathogenetic and therapeutic implications

P. Sestili¹, M. Guescini¹, I. Capparucci¹, G. Diaferia², F. Ferrini¹, V. Carrabs¹, E. Barbieri¹
(¹Urbino, Italy, ²Turin, Italy)

Chemical synovectomy in a patient with acquired von willebrand syndrome with chronic synovitis due to recurrent knee hemarthrosis: a case report

R. Gualtierotti, C. De Magistris, J. Acquati Lozej, E. Biguzzi, L.P. Solimeno, F. Peyvandi
(Milan, Italy)

The combination of ultrasound guided dry needling and the intra-articular hyaluronic acid injection for the treatment of pain and functionality in hip osteoarthritis patients: a randomized control trial

E. El DahDah
(Jounieh, Lebanon)

Real-world efficacy of 1.0% sodium hyaluronate in patients with knee osteoarthritis

M. Krüger-Franke¹, P. Cipriano-Bonvin², R. Geiger³
(¹Munich, Germany, ²Geneva, Switzerland, ³Feldkirchen, Germany)

Saturday 9 October

Intra-articular glucocorticoid injections (IAGI) in juvenile idiopathic arthritis (JIA): a single center experience straddling covid-19 pandemic

G. Tarantino¹, D. Pires Marafon¹, A. Aquilani¹, G. Marucci¹, A. Uva², E. Marasco¹, R. Nicolai¹, F. De Benedetti¹, S. Magni-Manzoni¹

(¹Rome, Italy, ²Ravenna, Italy)

Effect of hyaluronic acid injections in knee osteoarthritis complicated with synovitis

D. Ruci¹, M. Jordhani², V. Ruci¹

(¹Tirana, Albania, ²Korça, Albania)

Proteomic analysis of synovial fluid in gonarthrosis: potential uses to improve hyaluronic infiltrative treatment

E. Barbieri, I. Capparucci, L. Vallorani, G. Annibellini, A.M. Gioacchini, V. Carrabs, F. Ferrini, M. Guescini, P. Sestili (Urbino, Italy)

PRP (platelet rich plasma) associated with bone marrow concentrate taken from the proximal tibia in case of knee and hip osteoarthritis (OA)

L. Luchetti¹, E. Bartoleschi²

(¹Rome, Italy, ²Montefiascone, Italy)

Pilot study of ultrasound-guided corticosteroid injections for plantar fascia enthesitis in spondyloarthritis

A. Carriero, V. Picerno, A. Padula, S. D'Angelo

(Potenza, Italy)

13.50 - 14.00

CLOSING REMARKS

14.00 - 15.00

Lunch

Saturday 9 October

15.00 - 16.30

Practical Course: **Elbow**
S. Giannini (Rome, Italy)

Krakow I Room

15.00 - 16.30

Practical Course: **Lumbar facet joint**
L. Di Sante (Rome, Italy)

Berlin Room

15.00 - 16.30

Practical Course: **Dry needling**
E. El DahDah (Jounieh, Lebanon)

Rzym Room

Abstracts

For each abstract, the author is expected to attend the congress and present the oral communication.

Abstract book

All submitted abstracts accepted as oral presentations will be published by Verduci Editore in the journal "Topics di Terapia Intra-Articolare" edited by Prof. Alberto Migliore and Prof. Sandro Tormenta. For more information visit the website www.verduci.it.

Information for presenters Slide Center

A slide center will be available throughout the entire Congress for Speakers and Authors of oral communications. The Room Wieden is located at the -2 floor of the hotel, close to the practical course rooms. All speakers/authors are expected to produce a power point presentation. Presentations should be saved on a USB memory stick and delivered to the slide center either the day before the talk or at

least two hours before the beginning of the session. PCs at the slide center will be available to make changes to the presentation. The use of speakers' own laptop for the presentation is not allowed.

Oral Presentations (for speakers and authors)

The following few instructions are provided to let speakers and authors prepare a presentation that will allow the audience to get the maximum benefit from their speech, and will enable the Organisers to ensure that sessions will be conducted smoothly.

Presentations have to be prepared in Microsoft power point format with Windows 7 (or higher) and power point 2010 (or higher) and should be PC formatted (not Mac formatted). The recommended format for power point presentations is 16:9.

We recommend that speakers and authors have the authorization to use the photos contained in their presentations and disclose the source. Please bring a backup copy of your presentation with you. You should copy your power point and all clips to a folder on

a USB thumb drive. Power point does NOT embed movies. They must be placed in the same folder as your power point. Use high-contrast lettering and readable standard font (minimum font size 24); use high-contrast colors: light text on dark background or vice versa. If speakers and authors create their presentations using a different system from MS Windows (such as Mac or Linux), they are kindly requested to provide presentations in a Windows compatible format and to go to the slide center to fix possible compatibility issues with technicians.

Time keeping is crucial: practice your presentation in advance and ensure that you stay in time:

- the presentation should be kept strictly within the timeframe given to you (Oral Communications are limited to 7 minute presentation followed by 3 minute of discussion);
- the Chairs will keep strict time control during the presentations;
- a countdown clock will be provided, keep an eye on it.

Grants



The **Italian Society of Rheumatology (SIR)** has provided grants to participants selected for oral presentations which have reached a high score and found to be particularly meritorious by the Referees.

Only the presenter of a selected abstract will be eligible for the grant and he/she should be a SIR member; younger than 40 years old and in good standing with the membership fees (2021 included). The grant of € 1.000,00 gross will be recognized directly by SIR to the authors of selected abstracts after the congress. The winners are bound to join the conference and pay the registration fee.

UEMS/EACCME Accreditation



The 6TH International Symposium Intra-Articular Treatment – (ISIAT 2021), Krakow, Poland, 07/10/2021-09/10/2021 has been accredited by the European Accreditation Council for Continuing Medical Education (EACCME®) with 10 European CME credits (ECMEC®s). Each medical specialist should claim only those hours of credit that he/she actually spent in the educational activity.

Through an agreement between the Union Européenne des Médecins Spécialistes and the American Medical Association, physicians may convert EACCME® credits to an equivalent number of AMA PRA Category 1 Credits™. Information on the process to convert EACCME® credit to AMA credit can be found at www.ama-assn.org/education/earn-credit-participation-international-activities.

Live educational activities, occurring outside of Canada, recognised by the

UEMS-EACCME® for ECMEC®s are deemed to be Accredited Group Learning Activities (Section I) as defined by the Maintenance of Certification Program of the Royal College of Physicians and Surgeons of Canada.

Attendance in monitored onsite, through a scanner device, and online, through the platform. This process guarantees to check learner's entrance/exit each day (the presence is a main requirement to obtain credits).

Participants will receive their certificate of attendance once they have filled in the evaluation form. All the information will be sent by e-mail after the congress.

CME - Provider 93



AIM Education - AIM Group International
Via G. Ripamonti, 129 - 20141 Milan, Italy
Ph. +39 02 56601.1 - Fax +39 02 70048585
cme@aimgroup.eu - www.aimeducation.it

Organizing Secretariat



**AIM
GROUP
INTERNATIONAL**

AIM Group International
Milan Office

Via G. Ripamonti, 129 - 20141 Milan, Italy
Ph. +39 02 56601.1 - Fax +39 02 70048578
isiat2021@aimgroup.eu

Secretariat and registration desk

The registration desk will be available during the following days:

✓ Thursday 7 October	10.00-18.30
✓ Friday 8 October	08.00-19.00
✓ Saturday 9 October	08.00-18.00

Congress platform and virtual access



The Congress platform is available at the following link: <https://isiat2021.livebit.it>

Participants have received an email with all the details to access the platform.

Once clicked on the link above, it's necessary to select "ACCESS CODE" and then insert the personal code received by email. Then fill in the requested information and set

username and password. Please be sure to click on the button YES for using the chat function or you will not be able to chat with other colleagues and speakers.

After your first access, you will be able to LOGIN by simply reporting the username and password that you have set before.

In case that you should need assistance please click the headphone image.

Our technician will help you through a live chat.



Timetable

All schedules refer to the Central European Time Zone (GMT+1) but, on the Congress platform (TIMETABLE section) you will be able to select your time zone and the schedule will automatically change.

Virtual congress bag



In the virtual bag you will find the final programme and sponsored document.

Chat




In this menu each delegate can upload his/her photo and add some personal details in order to chat with other colleagues. On the right side you can search the online users and contact them privately.

Opening ceremony

The Opening Ceremony of the Congress will be held on October 7, 2021 at 16.00 in the room Krakow I.

Language

The official language is English 
No simultaneous translation will be provided.



Exhibition

An onsite exhibition of pharmaceutical and technical products will take place in the Congress Venue throughout the Meeting.

Admission

On site participants are kindly requested to wear their badge during all congress activities. The badge will give access to the scientific sessions, exhibition area, coffee breaks and lunches. A coupon with the name of the practical course will be printed together with the badge if you paid for it. What is your colour?



DELEGATES [BLUE]

FACULTY [RED]

EXHIBITORS [GREEN]

Attendance Certificates

The certificate of attendance will be available after completing the online customer satisfaction together with the EACCME participant's evaluation form.

The process will take no more than 5

minutes. We thank you for your feedback as it is important to us and helps improve future activities.

Coffee Breaks and Lunches

Coffee breaks will be offered in the exhibition area (Floor -2) as follows:

- Friday 8 October 10.55-11.15 / 16.20-16.40
- Saturday 9 October 10.50-11.10

A buffet lunch will be served in the Krakow 2 room (Floor -2) as follows:

- Friday 8 October 12.55-14.00
- Saturday 9 October 14.00-15.00

For delegates attending the practical courses on October 7, a coffee station will be arranged outside the rooms.

Wi-Fi

Free Wi-Fi is available in the congress venue. The network name is **HiltonHonors**. Should you need any assistance, please ask our hostesses at the registration desk.

Mobile phones

Delegates are kindly requested to set their mobile phones on silent mode in halls where scientific sessions are being held.

No-Smoking

The ISIAT congress is a non-smoking event. Smoking in the congress area is not allowed.

Insurance

Congress organizers cannot accept liability for personal injuries or for loss or damage to property belonging to congress participants, either during or as a result of the congress.

Privacy Policy

The information on the processing of personal data in accordance with European Regulation n. 679 of 2016 has been distributed with the congress kit and at the first access of the platform for all virtual delegates. Please consult the information sheet for further details.



ON SITE Registration Fees All the fees are 23% Polish VAT included		FROM 24 JULY 2021/ ONSITE
Delegate ANTIAGE - CREI - GUIDA - SIAGASCOT - SIR - SIRM member		€ 400,00
Delegate NON member		€ 530,00
Delegate from developing countries *		€ 415,00
VIRTUAL Registration Fees		FROM 24 JULY 2021
Delegate ANTIAGE - CREI - GUIDA - SIAGASCOT - SIR - SIRM member		€ 200,00
Delegate NON member		€ 280,00
Delegate from developing countries *		€ 160,00

*Developing countries registration fee refers to Low income and Lower-middle-income economies, as defined according to the World Bank Country Classification.

THE ON SITE DELEGATE FEE INCLUDES

- ✓ Admission to the scientific sessions
- ✓ Complete meeting materials
- ✓ Certificate of attendance
- ✓ Access to the exhibition and poster area
- ✓ Coffee breaks and lunches as scheduled in the program
- ✓ On-demand contents available for 3 months after the congress

THE VIRTUAL DELEGATE FEE INCLUDES

- ✓ Admission to the scientific sessions
- ✓ Virtual Congress bag with complete meeting materials
- ✓ Certificate of attendance
- ✓ On-demand contents available for 3 months after the congress

Practical Sessions Fees All the fees are 23% Polish VAT included	
1 Practical Session	€ 105,00
2 Practical Sessions	€ 170,00
3 Practical Sessions	€ 210,00
4 Practical Sessions	€ 240,00

Practical Sessions are scheduled on October 7th and 9th and the participation is not included in the congress on site registration fee.

Each session will focus on one of the following topics: ankle, knee, hip, shoulder, hand and wrist, sacroiliac, elbow, vertebra facet, temporomandibular joint, dry needling.

Payment

- ✓ By Credit Card: All major credit cards are accepted (American Express, VISA, Eurocard/Master Card)
- ✓ By Cash: Payments will be accepted in EURO only

Name changes

After September 13, 2021 name changes are charged with an handling fee of € 50,00 (VAT 23% included) per name change. A new registration form for each replacement participant will be required before the name change can be processed.




Hotel Doubletree by Hilton ****

Dąbska 5
31-572, Kraków (Poland)
Ph.: +48 12 2014000

The hotel is adjacent to Galeria Plaza and within five kilometers from the city center, the historic Old Town, and Wawel Castle.



How to reach the venue



From the Airport to the hotel



By Taxi - approximately 15 Euros (best option)



By Train - from the Airport to Kraków City Center + taxi
><https://www.krakowairport.pl/en/passenger/transport-en/directions/from-to-krakow-airport/train-en>

From the city center to the hotel



By tram - number 14

Take the tram from the stop “Dworzec Główny Tunnel” (Main Railway Station Tunnel), get off on Dąbie



Night bus - number 662

Take the bus from the stop “Lubisz”, get off on Dąbie



By Taxi - approximately 5 Euros max.

Travel Rules

Even if you will arrive from Schengen Area or outside Europe, you should certify that you are fully vaccinated with all vaccine doses required and 14 days have passed since his/her final dose was administered. The vaccination must be certified by the EU digital COVID certificate or another document, in Polish or English, confirming vaccination with a vaccine that has been authorised in the European Union.

No quarantine is requested if you are vaccinated.

Please visit the following link for updated information:

<https://www.gov.pl/web/coronavirus/eu-member-states-schengen-area-turkey>

Before arriving in Poland, don't miss to fill in the Passenger Locator forms at the following link:

<https://aplikacje.gov.pl/app/klp/#/home>

Health & Safety

We have worked hard on developing our approach to a safe venue, identifying touchpoints, minimising them where possible and otherwise negating risks. It's important for you to know exactly what we're doing at Hilton so you can feel confident attending ISIAI Congress here is safe.

Here are some of the main ways we're protecting you at our venue:

- EU Covid digital certificate will be checked each day at the registration desk
- Sanitising units have been placed throughout the venue. This includes our registration desk, meeting rooms and public areas
- Maximum room capacities have been reduced in order to leave distance from each chair to the other
- Cleaning schedules have been enhanced in all areas, with a particular emphasis on touchpoints.

- Every meeting room or space will be cleaned after each use, including its equipment.
- Each guest have to wear the mask in all meeting spaces.



7-8 October
2021

Krakow

ANTI COVID-19 SAFETY MEASURES



Access to our facilities is not permitted for people:

- with temperature above 37.5°C or any other suspicious symptoms
- who have been in direct contact with people who tested positive in the last 14 days



The use of the face mask is mandatory at all times.

You are only exempted of wearing the mask while consuming food or drinks at the dedicated areas for that purpose

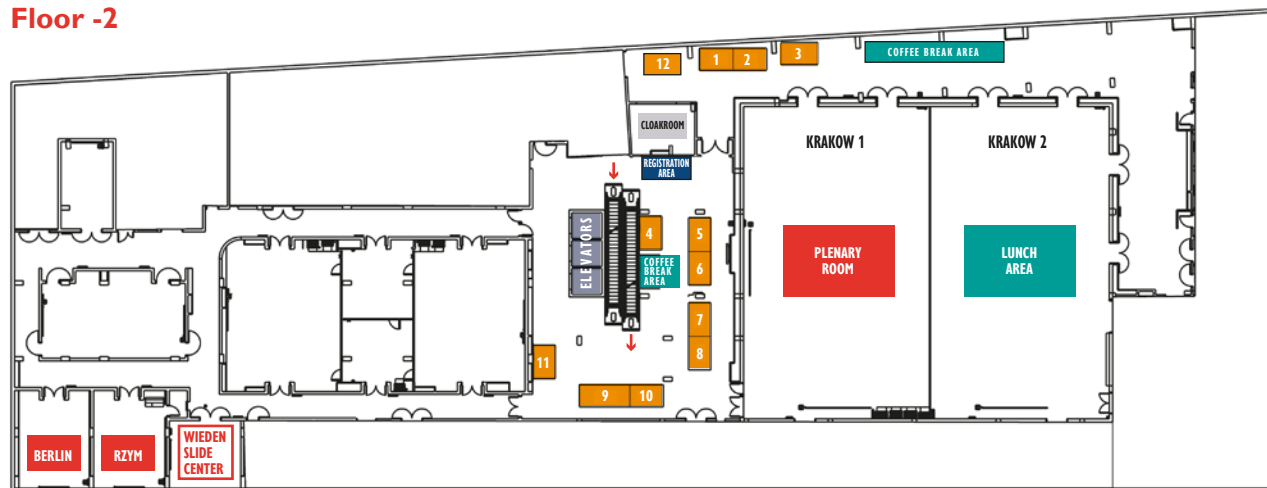


Always keep 1M of safety distance with other people



Don't forget to wash your hands regularly. Look for the hands sanitizer stations located in the hotel or at the registration desk.

Floor -2



EXHIBITOR

BOOTH

APTISSEN	12
ALPINION MEDICAL SYSTEMS	6
CONTURA ORTHOPAEDICS	11
FIDIA	10
GUNA	5
IBSA	1+2
KIOMED PHARMA	4
MACOPHARMA	7
MEDHECA	3
REGENYAL LABORATORIES	8
TRB CHEMEDICA	9



Kraków is the second largest and one of the oldest cities in Poland. Situated on the Vistula River in the Lesser Poland region, the city dates back to the 7th century. Kraków has traditionally been one of the leading centres of Polish academic, cultural, and artistic life and is one of Poland's most important economic hubs. Indeed it was the capital of Poland from 1038 to 1569.

Kraków began as a hamlet on Wawel Hill and was already being reported as a busy trading centre of Slavonic Europe in 965. With the establishment of new universities and cultural venues at the emergence of the Second Polish Republic in 1918 and throughout the 20th century, Kraków reaffirmed its role as a major international academic and artistic centre. Today the city has a population of approximately 760,000 and about 8 million people live within a 100 km radius of its famous main Market Square.

In 1978, Karol Wojtyła, archbishop of Kraków, was elevated to the papacy as Pope John Paul II - the first Slavic pope ever, and the first non-Italian pope in 455 years. Also that year, UNESCO approved the first ever sites for its new World Heritage List, including the entire Old Town in inscribing Cracow's Historic Centre. Kraków is a beautiful and historic City to visit and is a leading European City Break location.

Features of Krakow

- ✓ **Kraków's Old Town (Stare Miaso)** is amongst the most impressive medieval locations in Europe and was an obvious choice for UNESCO's World Heritage List. Packed with beautiful buildings and history, it also has many fantastic restaurants and bars.
- ✓ **Kraków's Royal Route.** One of the most enjoyable way to take in Kraków's Old Town is to trace the historic path of royal coronations from Floriańska Gate to the castle and cathedral on Wawel Hill, where most of Poland's regal ancestors are buried there in the royal crypts.
- ✓ **Kazimierz** lies just below Kraków's Old Town, with Podgórze on the other side of the Vistula river. Historically considered the Jewish quarter of the city, Kazimierz has an atmosphere all of its own and is a great place to eat and drink. Podgórze is up and coming, with some of the most exciting new museums and galleries.

Interesting websites: <https://visitkrakow.com/>

Thursday 7 October

17.00 - 17.20

GUNA SATELLITE LECTURE

Chairman: G. Boni (Perugia, Italy)

Krakow I Room

**COLLAGEN AND PRP IN PARTIAL THICKNESS
ROTATOR CUFF INJURIES.
FRIENDS OR ONLY INDIFFERENT NEIGHBORS?**

P. Godek (Warsaw, Poland)

Friday 8 October

10.15 - 10.55

IBSA SATELLITE SYMPOSIUM

Krakow I Room

LEADING INNOVATION IN VISCOSUPPLEMENTATION

10.15 - 10.35

Viscosupplementation: from Generation X to Generation Alpha

A. Migliore (Rome, Italy)

10.35 - 10.55

Nice to know and good to have: HA hybrids

M. Domzalski (Lodz, Poland)

12.15 - 12.55

KIOMED SATELLITE SYMPOSIUM

PROMISING NOVELTY IN THE TREATMENT OF OSTEOARTHRITIS: CM-CHITOSAN, A NATURAL CHITOSAN-DERIVATIVE SOFT IMPLANT

12.15 - 12.28

Chitosan based therapy explanation

L. Hermitte (Herstal, Belgium)

12.28 - 12.41

An innovative non-crosslinked chitosan biomaterial of non-animal origin, in the treatment of symptomatic KOA: A prospective, multicentre, RCT

G. Skaliczki (Budapest, Hungary)

12.41 - 12.55

Lessons from Real World Evidence Data and e-health applications in OA

M. Schifflers (Herstal, Belgium)

Friday 8 October

14.00 - 14.20

REGENYAL SATELLITE SYMPOSIUM

Krakow I Room

CAN WE ACHIEVE VISCOINDUCTION AND VISCOSUPPLEMENTATION AT THE SAME TIME IN HIP OSTEOARTHRITIS? THE RESULTS OF REGENFLEX BIO PLUS

D. Diraçoğlu (Istanbul, Turkey)

14.20 - 14.40

MEDHECA SATELLITE SYMPOSIUM

FIRST EVALUATIONS ON THE BIOINDUCTIVE AND MULTIFRACTIONAL TREATMENT OF TENDON AND MUSCLE PATHOLOGIES (T&M) WITH HYALURONIC ACID

G. Diaferia (Turin, Italy)

15.40 - 16.20

ABIOTEN PHARMA SATELLITE SYMPOSIUM

Chairman: D. Diracoglu (Istanbul, Turkey)

15.40 - 16.00

Why intra-articular HA should be highly considered in the treatment of KOA. Review of benefit to risk evidence and clinical consideration for daily practice.

E. Maheu (Paris, France)

16.00 - 16.20

Synergies between rehabilitation and hyaluronic acid injection in osteoarthritis

A. Bernetti (Rome, Italy)

Saturday 9 October

10.30 - 10.50

MACOPHARMA SATELLITE LECTURE
USE OF PRP IN REGENERATIVE MEDICINE
J. Magalon (Marseille, France)

Krakow I Room

ACKNOWLEDGEMENTS

PLATINUM SPONSORS



SILVER SPONSORS



SUPPORTERS

APTISSEN

ALPINION MEDICAL SYSTEMS

CONTURA ORTHOPAEDICS

FIDIA

MASTELLI

TRB CHEMEDICA